



- Wear-free, corrosion-protected contacts even in an aggressive atmosphere
- Wide temperature range for use
- High mechanical impact and shock resistance
- Perfect protection against the ingress of liquids and dust
- 3D data available to download from the website

E3

MY R. STAHL 8572B



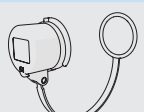
R. STAHL Series 8572/14 coupler are 3-pole 16 A compact coupler made from robust plastic for voltages up to 277 V. Self-cleaning lamellar contacts provide optimum contact and the floating pins allow the plugs to be inserted and removed in the zero position with minimum effort. The integrated locking mechanism prevents disconnection under load.

	IECEX / ATEX					
Zone	0	1	2	20	21	22
Installation in		•	•		•	•

Selection Table								
Product Description		Coupling 16A compact						
Figure	Detailed number of poles	Coding (clock hour position)	Rated operational voltage AC	Colour code	Frequency range	Product Type	Art. No.	Weight
	1 P + N + PE	4	100 to 130 V AC	Yellow	50 / 60 Hz	8572/14-304	242343	380 g
		5	277 V AC	Light grey	60 Hz	8572/14-305	242342	380 g
	2 P + PE	2	> 50 V AC	Green	> 300 – 500 Hz	8572/14-302	242345	380 g
		3	> 50 to 110 V DC	Light grey	–	8572/14-303	242344	380 g
		6	200 to 250 V AC	Blue	50 / 60 Hz	8572/14-306	242341	380 g
Product Description		Coupling 16A compact downstrm of isolating transf.						
Figure	Detailed number of poles	Coding (clock hour position)	Rated operational voltage AC	Colour code	Frequency range	Product Type	Art. No.	Weight
	2 P + PE	12	50 to 250 V AC	Blue	50 / 60 Hz	8572/14-312	242346	380 g

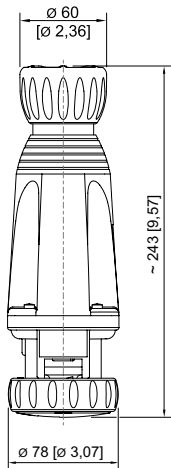
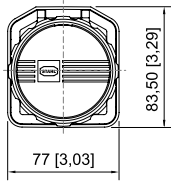
Technical Data	
Variant	Coupling 16A compact
Explosion Protection	
Scope of validity	European Union (ATEX) IECEX China (CQST)

Technical Data	
Variant	Coupling 16A compact
Explosion Protection	
IECEX gas explosion protection	Ex db eb IIC T6 Gb
IECEX dust explosion protection	Ex tb IIIC T75 °C Db
ATEX gas explosion protection	Ⓜ II 2 G Ex db eb IIC T6 Gb
ATEX dust explosion protection	Ⓜ II 2 D Ex tb IIIC T75 °C Db
Certificates	ATEX (PTB), China (CQST), IECEx (PTB)
Declaration of Conformity	ATEX (EUK), China (CCC)
Notes	Product label may vary. Series devices have certification according to ATEX and IECEx.
Electrical Data	
Rated operational current	max. 16 A
Notes	The current must be reduced to 12 A for frequencies ≥ 100 Hz
Ambient Conditions	
Ambient temperature	-50 °C to +65 °C
Notes	For further information, see the operating instructions.
Mechanical Data	
IP degree of protection (IEC 60529)	IP66
IP degree of protection (IEC 60079)	IP64
Enclosure material	Polyamide, Glass fibre reinforced
Silicone-free	No
Silicone-free note	Optional: Silicone-free variant available on request (ambient temperature -40 °C to +65 °C)
Finely stranded connection cross-section	1 x 0.75 mm ² ... 1 x 4 mm ²
Impact strength (IEC 60079)	7 J
Components	
Cable diameter	8 – 15 mm

Accessories			
Figure	Description	Art. No.	Weight
Protective cap for plug series 8570			
	3-pole	150496	43 g

Dimensional Drawings (All Dimensions in mm [inches]) – Subject to Alterations

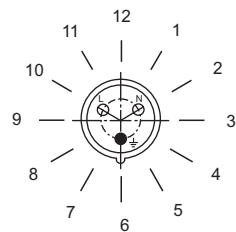
E3



Coupler

Arrangement of the Earth Contact Sleeves

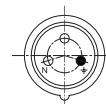
Position: clock hour position,
view: front side of the coupling



Arrangement of socket contacts and terminal markings



2 P + PE



1 P + N + PE

Arrangement of the socket contacts and terminal markings in the 6 h or 4 h position
(view of the socket contacts from the front side of the coupling)