



- Different voltage ranges according to EN 60309
- No effect of torsional forces from the conductor on the seal
- Large temperature range of use
- High mechanical impact and shock resistance
- Perfect protection against penetration of liquids and dusts
- 3D data for download on the website
- Variants for use in USA/Canada available on request

E3

WebCode **8571P**



The R. STAHL 8571/12 series SolConeX plugs for Zone 1/21 are 4- or 5-pole versions up to 32 A. They can be plugged and unplugged easily and simply thanks to floating pins. The pivoting strain relief makes it easier to install the cable. Self-cleaning and corrosion-free plug pins made from high-quality materials ensure optimum electrical contact.

Further product options available:

- Further voltage ranges according to EN 60309
- Silicone-free versions

	IECEX / ATEX					
Zone	0	1	2	20	21	22
Installation in		•	•		•	•

Selection Table								
Product Description		Plug 32 A Plug						
Figure	Detailed number of poles	Coding (clock hour position)	Rated operational voltage AC	Colour code	Frequency range	Product Type	Art. No.	Weight
	3 P + N + PE	2	> 50 V AC	Green	> 300 – 500 Hz	8571/12-502-S-XX-X-XX-XXX	301433	600 g
		3	220/380 V AC	Red	50 Hz	8571/12-503-S-XX-X-XX-XXX	275678	600 g
		4	57/100 to 75/130 V AC	Yellow	50 / 60 Hz	8571/12-504-S-XX-X-XX-XXX	275680	600 g
		5	347/600 to 400/690 V AC	Black	50 / 60 Hz	8571/12-505-S-XX-X-XX-XXX	275681	600 g
		6	200/346 to 240/415 V AC	Red	50 / 60 Hz	8571/12-506-S-XX-X-XX-XXX	275682	600 g
		7	277/480 to 288/500 V AC	Black	50 / 60 Hz	8571/12-507-S-XX-X-XX-XXX	275683	600 g
		9	120/208 to 144/250 V AC	Blue	50 / 60 Hz	8571/12-509-S-XX-X-XX-XXX	275684	600 g
		11	250/440 to 265/460 V AC	Red	60 Hz	8571/12-511-S-XX-X-XX-XXX	275685	600 g

Selection Table

Product Description		Plug 32 A Plug						
Figure	Detailed number of poles	Coding (clock hour position)	Rated operational voltage AC	Colour code	Frequency range	Product Type	Art. No.	Weight
	3 P + PE	5	600 to 690 V AC	Black	50 / 60 Hz	8571/12-405-S-XX-X-XX-XXX	275686	500 g
		6	380 to 415 V AC	Red	50 / 60 Hz	8571/12-406-S-XX-X-XX-XXX	275687	500 g
		7	480 to 500 V AC	Black	50 / 60 Hz	8571/12-407-S-XX-X-XX-XXX	275688	500 g
		9	200 to 250 V AC	Blue	50 / 60 Hz	8571/12-409-S-XX-X-XX-XXX	275689	500 g
		10	> 50 V AC	Green	100 – 300 Hz	8571/12-410-S-XX-X-XX-XXX	275690	500 g
		11	440 to 460 V AC	Red	60 Hz	8571/12-411-S-XX-X-XX-XXX	275691	500 g

Technical Data
Explosion Protection

Scope of validity	European Union (ATEX) IECEX
Scope of validity Note	Other country markings available on request
IECEX gas explosion protection	Ex eb IIC T6 ... T5 Gb
IECEX dust explosion protection	Ex tb IIIC T81 °C Db
ATEX gas explosion protection	Ⓔ II 2 G Ex eb IIC T6 ... T5 Gb
ATEX dust explosion protection	Ⓔ II 2 D Ex tb IIIC T81 °C Db
Certificates	ATEX (PTB), Brazil (ULB), China (CQST), IECEX (PTB), Taiwan (ITRI)
Ship approval	DNV
Declaration of Conformity	ATEX (EUK), China (CCC)

Electrical Data

Rated operational current	32 A
Notes	The current must be reduced to 25 A for frequencies \geq 100 Hz

Ambient Conditions

Ambient temperature	-50 °C to +65 °C
Notes	For further information, see the operating instructions.

Mechanical Data

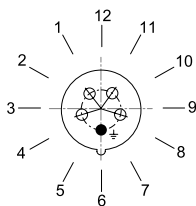
IP degree of protection (IEC 60529)	IP66
IP degree of protection (IEC 60079)	IP64
Enclosure material	Polyamide, Glass fibre reinforced
Silicone-free	No
Finely stranded connection cross-section	1 x 2.5 mm ² ... 1 x 10 mm ²
Impact strength (IEC 60079)	7 J
Impact strength (IEC 62262)	IK10

Components

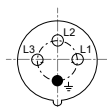
Cable diameter	13 – 25 mm
----------------	------------

Arrangement of contact pins

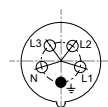
Time position
Example: 6h position



Arrangement of contact pins and terminal markings



3 P + PE

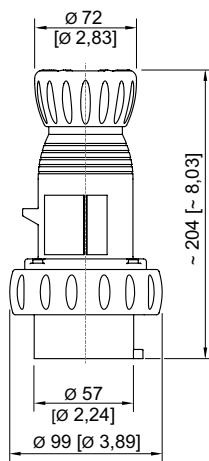


3 P + N + PE

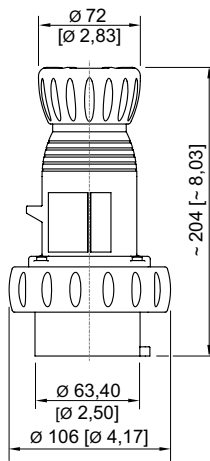
Arrangement of contact pins and terminal markings in the 6 h position
(view from the front side)

Accessories			
Figure	Description	Art. No.	Weight
Protective cap for plug series 8571			
	4-pole	150856	70 g
	5-pole	150865	77 g

Dimensional Drawings (All Dimensions in mm [inches]) – Subject to Alterations



4-pole plug



5-pole plug