

TRANBERG® ENCLOSURE HEATERS

TEF 9208 Ex 60079-30-1, T4 240 VAC

Zone 1, Zone 2 & Safe Area



An enclosure heater is protecting mechanical, electrical and electronic equipment from freezing, condensation and corrosion. R. Stahl Tranberg offers globally approved Ex, self regulating enclosure heater in AISI

316L steel housing and low maintenance requirements. This model is supplied with Flying Lead and with power output from 50W up to 300W.

It has a low profile and is easy to fit inside cabinets. The self regulating heating element prevents overheating.

Application

- For use inside equipment enclosures and cabinets to prevent condensation and provide climatic control.
- Frost protection.

Features and benefits

- Low profile, easy to fit inside cabinets.
- Self regulating heating element. Prevents overheating.
- AISI 316L.
- Low maintenance.

Approvals and certificates

CML 22ATEX3623X

IECEX CML 22.0096X



Technical Data

Ex protection:	II 2G Ex 60079-30-1 IIC T4 Gb
Operational ambient temp.:	-50°C ... +50°C
Max. withstand ambient temp.:	+50°C (Heater is energized) / +80°C (Heater is de-energized)
Nominal voltage:	230V 50/60 Hz
Material:	AISI 316L / EN 1.4404
Electrical connection:	The supply circuit shall include an electrical protection device according to IEC/EN 60079-30-1 CL 4.3. The unterminated flying lead 2.5mm ² cable need an appropriate protection of the free end of the cable (for example terminated in an Ex e junction box). For heaters with a thermostat, max 16A circuit breaker with a breaking capacity of min. 1500A.
Ingress Protection (IP):	For use in enclosures with min. IP54 or higher.
Mounting:	Mounted with 4 pcs M6 screws.

TRANBERG STAHL

THE STRONGEST LINK.

R. STAHL TRANBERG AS

Main office | Strandsvingen 6 | N-4032 Stavanger, Norway | T +47 51 57 89 00 | E info.no-st@r-stahl.com | stahl-tranberg.com
Oslo office | Luhrtoppen 2 | N-1470 Lørenskog, Norway | T +47 24 08 44 10 | E info.no-os@r-stahl.com | stahl-tranberg.com

TRANBERG® ENCLOSURE HEATERS

TEF 9208 Ex 60079-30-1, T4 240 VAC

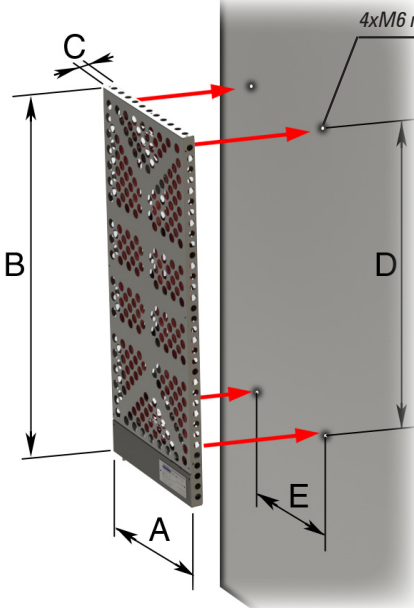
Zone 1, Zone 2 & Safe Area

Description	Part No.
Enclosure heater, 50W @ 0°C	92080000
Enclosure heater, 100W @ 0°C	92080001
Enclosure heater, 175W @ 0°C	92080002
Enclosure heater, 300W @ 0°C	92080003


Dimensions							
* Nominal output	Overall dimensions				Mounting dimensions	Weight	Length flying lead
	A	B	C	D	E		
100W	200	300	30	190	160	2 kg.	1 meter
200W	240	550	30	440	200	3 kg.	1,5 meter
300W	280	700	30	590	240	5 kg.	1,5 meter

* **Note:** Nominal at still air @ 0°C


Dimensions / Mounting instructions




4xM6 mounting holes



4xØ6 mounting holes on the backside of the heater.



Hold the heater close to the installation surface, and insert the M6 screws in each of the 4 mounting holes.



Use a socket wrench to tighten the screws firmly and securing the heater.



R. STAHL TRANBERG AS

Main office | Strandsvingen 6 | N-4032 Stavanger, Norway | T +47 51 57 89 00 | E info.no-st@r-stahl.com | stahl-tranberg.com

Oslo office | Lührtoppen 2 | N-1470 Lørenskog, Norway | T +47 24 08 44 10 | E info.no-os@r-stahl.com | stahl-tranberg.com